




































2		100m Butterfly Men Final				Official			
☰ Entries ☰ Heats ☰ Summary ☰									
Total		13 years		14 years		15 years		16 and older	
Rank	Competitor	Age	Club	RT	PTS	Result			
1	Greupink Dylan	16	Te Arawa S...	0.75		1:01.00	-1.22	Entry: 1:02.22	
	25m: 12.76 50m: 28.12 (15.36) 75m: 44.65 (16.53)								
2	Reid Dylan	18	Waimea Sw...	0.66		1:01.05	-1.20	Entry: 1:02.25	
	25m: 12.92 50m: 28.06 (15.14) 75m: 43.91 (15.85)								
3	McNabb Finlay	17	Blenheim S...	0.68		1:01.20	-1.22	Entry: 1:02.42	
	25m: 12.93 50m: 28.25 (15.32) 75m: 44.27 (16.02)								
4	MacInnes Max	16	Greendale ...	0.73		1:01.63	-3.04	Entry: 1:04.67	
	25m: 12.92 50m: 28.24 (15.32) 75m: 44.62 (16.38)								
5	Li Sam	16	Club 37	0.64		1:01.70	-1.54	Entry: 1:03.24	
	25m: 12.93 50m: 28.40 (15.47) 75m: 44.60 (16.20)								
6	Charlton Fergus	17	Kowhai Swi...	0.70		1:02.09	-2.16	Entry: 1:04.25	
	25m: 12.61 50m: 28.04 (15.43) 75m: 44.42 (16.38)								
7	Kuzmenkov Dmitry	16	North Shor...	0.68		1:02.27	-2.27	Entry: 1:04.54	
	25m: 12.74 50m: 27.96 (15.22) 75m: 44.61 (16.65)								
8	Lafaele-Pucher Bishop	15	Pukekohe S...	0.66		1:02.57	-1.38	Entry: 1:03.95	
	25m: 13.44 50m: 29.04 (15.60) 75m: 45.42 (16.38)								
9	Wren Isaac	15	Hamilton Aq...	0.71		1:02.91	-1.00	Entry: 1:03.91	
	25m: 13.58 50m: 29.49 (15.91) 75m: 46.04 (16.55)								
10	Agent Kobey	15	Stratford Fl...	0.75		1:02.96	-1.78	Entry: 1:04.74	
	25m: 13.29 50m: 29.29 (16.00) 75m: 46.18 (16.89)								
11	Liu Sonny	15	North Shor...	0.63		1:02.97	-2.22	Entry: 1:05.19	
	25m: 13.59 50m: 29.67 (16.08) 75m: 45.91 (16.24)								
12	Barton Jack	16	North Shor...	0.70		1:03.00	-1.18	Entry: 1:04.18	
	25m: 13.95 50m: 30.26 (16.31) 75m: 46.61 (16.35)								
13	Reddy Veeran	17	Howick Pak...	0.72		1:03.08	-4.93	Entry: 1:08.01	
	25m: 12.96 50m: 28.34 (15.38) 75m: 44.89 (16.55)								
14	Oliver Lachlan	16	Greymouth ...	0.73		1:03.35	+0.27	Entry: 1:03.08	
	25m: 13.62 50m: 29.22 (15.60) 75m: 45.82 (16.60)								
15	Lin Austin	14	Howick Pak...	0.80		1:03.63			
	25m: 50m: 75m: 100m: 1:03.63 (1:03.63)								
16	Abeykoon Mudiyansele Omath	15	Roskill Swi...	0.74		1:03.76	-1.01	Entry: 1:04.77	

	25m: 13.19 100m: 1:03.76 (17.27)	50m: 29.48 (16.29)	75m: 46.49 (17.01)		
	25m: 13.35 100m: 1:03.90 (17.46)	50m: 29.71 (16.36)	75m: 46.44 (16.73)		
18	Tukia Simiosi	14	St Paul's S... 0.81	1:03.98 -5.34 Entry: 1:09.32	
	25m: 13.15 100m: 1:03.98 (17.43)	50m: 29.59 (16.44)	75m: 46.55 (16.96)		
19	Biggar Luke	16	Murihiku S... 0.73	1:04.01 +0.54 Entry: 1:03.47	
	25m: 13.25 100m: 1:04.01 (18.30)	50m: 29.03 (15.78)	75m: 45.71 (16.68)		
20	Jenkins Connor	15	Ashburton ... 0.68	1:04.04 -2.33 Entry: 1:06.37	
	25m: 13.04 100m: 1:04.04 (19.01)	50m: 28.74 (15.70)	75m: 45.03 (16.29)		
21	Thompson Nico	15	Ashburton ... 0.66	1:04.06 -1.62 Entry: 1:05.68	
	25m: 13.90 100m: 1:04.06 (17.73)	50m: 29.63 (15.73)	75m: 46.33 (16.70)		
22	Parsons Will	15	Ice Breaker ... 0.65	1:04.57 -1.89 Entry: 1:06.46	
	25m: 13.76 100m: 1:04.57 (17.88)	50m: 30.09 (16.33)	75m: 46.69 (16.60)		
23	Bryant Jayden	17	Central Ha... 0.69	1:04.63 +0.81 Entry: 1:03.82	
	25m: 13.30 100m: 1:04.63 (18.07)	50m: 29.34 (16.04)	75m: 46.56 (17.22)		
24	Caldwell Noah	17	Jasi Swim ... 0.66	1:04.86 -3.41 Entry: 1:08.27	
	25m: 13.22 100m: 1:04.86 (17.98)	50m: 29.68 (16.46)	75m: 46.88 (17.20)		
25	Phillips Arian	15	Coast Swim... 0.59	1:04.90 -1.31 Entry: 1:06.21	
	25m: 13.61 100m: 1:04.90 (18.01)	50m: 29.49 (15.88)	75m: 46.89 (17.40)		
26	Henderson Finn	16	Queenstow... 0.71	1:04.91 +1.07 Entry: 1:03.84	
	25m: 13.25 100m: 1:04.91 (17.88)	50m: 29.69 (16.44)	75m: 47.03 (17.34)		
27	Newman Boston	16	Ice Breaker ... 0.68	1:05.29 -4.25 Entry: 1:09.54	
	25m: 13.30 100m: 1:05.29 (18.43)	50m: 29.39 (16.09)	75m: 46.86 (17.47)		
28	Graham Jono	15	Selwyn Swi... 0.68	1:05.87 -0.94 Entry: 1:06.81	
	25m: 13.38 100m: 1:05.87 (18.76)	50m: 29.76 (16.38)	75m: 47.11 (17.35)		
29	Aves Austin	14	Parnell Swi... 0.80	1:06.00 -2.54 Entry: 1:08.54	
	25m: 13.48 100m: 1:06.00 (18.35)	50m: 30.18 (16.70)	75m: 47.65 (17.47)		
30	Andersen Guy	15	Nga Tai Tua... 0.69	1:06.48 -2.17 Entry: 1:08.65	
	25m: 13.87 100m: 1:06.48 (19.00)	50m: 30.08 (16.21)	75m: 47.48 (17.40)		
31	Balsom Brathan	19	Matamata ... 0.69	1:06.58 -1.90 Entry: 1:08.48	
	25m: 13.64 100m: 1:06.58 (19.08)	50m: 30.10 (16.46)	75m: 47.50 (17.40)		
32	Kim Jun	14	Swim Rotorua 0.70	1:06.63 -3.50 Entry: 1:10.13	
	25m: 14.34 100m: 1:06.63 (17.94)	50m: 31.45 (17.11)	75m: 48.69 (17.24)		
33	Johnston Alex	15	St Paul's S... 0.74	1:06.91 -2.19 Entry: 1:09.10	
	25m: 14.23 100m: 1:06.91 (18.13)	50m: 30.98 (16.75)	75m: 48.78 (17.80)		

34	 Wang Jk	13	 Coast Swim...	0.68	1:07.20 -2.11 Entry: 1:09.31
	25m: 14.42 50m: 31.08 (16.66) 75m: 48.91 (17.83) 100m: 1:07.20 (18.29)				
35	 Choo Clement	15	 North Shore...	0.70	1:07.46 +0.24 Entry: 1:07.22
	25m: 13.78 50m: 30.43 (16.65) 75m: 48.26 (17.83) 100m: 1:07.46 (19.20)				
36	 Cunningham Harrison	16	 Vikings Swi...	0.81	1:07.65 -1.78 Entry: 1:09.43
	25m: 13.87 50m: 30.65 (16.78) 75m: 49.24 (18.59) 100m: 1:07.65 (18.41)				
37	 Harris Lewis	14	 Selwyn Swi...	0.74	1:07.71 -2.05 Entry: 1:09.76
	25m: 14.32 50m: 31.48 (17.16) 75m: 49.67 (18.19) 100m: 1:07.71 (18.04)				
38	 Hyde-Hills Aidan	15	 Napier Aqu...	0.69	1:07.95 Entry: 1:07.95
	25m: 14.23 50m: 31.42 (17.19) 75m: 49.05 (17.63) 100m: 1:07.95 (18.90)				
39	 Forrester Maddox	14	 Waverley S...	0.71	1:07.98 +1.32 Entry: 1:06.66
	25m: 14.32 50m: 31.21 (16.89) 75m: 49.05 (17.84) 100m: 1:07.98 (18.93)				
40	 Suh Junu	14	 United Swi...	0.81	1:08.17 -0.67 Entry: 1:08.84
	25m: 14.53 50m: 31.52 (16.99) 75m: 49.26 (17.74) 100m: 1:08.17 (18.91)				
41	 Koy Frank	14	 Hamilton Aq...	0.68	1:08.22 -1.21 Entry: 1:09.43
	25m: 14.16 50m: 31.12 (16.96) 75m: 49.38 (18.26) 100m: 1:08.22 (18.84)				
42	 Abueideh Yousef	14	 North Shore...	0.79	1:08.36 -2.25 Entry: 1:10.61
	25m: 13.92 50m: 30.85 (16.93) 75m: 48.94 (18.09) 100m: 1:08.36 (19.42)				
43	 Williams Joel	17	 Aquagym S...	0.67	1:08.59 +1.18 Entry: 1:07.41
	25m: 13.76 50m: 30.62 (16.86) 75m: 48.89 (18.27) 100m: 1:08.59 (19.70)				
44	 McEntee Liam	15	 Heretaunga...	0.66	1:08.68 -1.37 Entry: 1:10.05
	25m: 14.10 50m: 31.90 (17.80) 75m: 49.90 (18.00) 100m: 1:08.68 (18.78)				
45	 Soal James	15	 Oamaru Sw...	0.72	1:08.71 -0.85 Entry: 1:09.56
	25m: 13.87 50m: 31.54 (17.67) 75m: 49.85 (18.31) 100m: 1:08.71 (18.86)				
46	 Hodge Oscar	13	 Pirates Swi...	0.66	1:08.79 -0.82 Entry: 1:09.61
	25m: 14.32 50m: 31.64 (17.32) 75m: 49.99 (18.35) 100m: 1:08.79 (18.80)				
46	 McMillan Fergus	15	 Wharenui S...	0.81	1:08.79 -2.10 Entry: 1:10.89
	25m: 50m: 75m: 100m: 1:08.79 (1:08.79)				
48	 Martin Taylor	15	 Wharenui S...	0.67	1:08.83 -1.90 Entry: 1:10.73
	25m: 50m: 75m: 100m: 1:08.83 (1:08.83)				
49	 McDonald Leon	14	 Swim Timaru	0.72	1:08.86 -0.55 Entry: 1:09.41
	25m: 14.99 50m: 32.12 (17.13) 75m: 50.14 (18.02) 100m: 1:08.86 (18.72)				
50	 Cryer Max	14	 St Paul's S...	0.71	1:09.62 -0.10 Entry: 1:09.72
	25m: 14.37 50m: 31.60 (17.23) 75m: 49.82 (18.22) 100m: 1:09.62 (19.80)				
51	 Azevedo Louie	15	 Dannevirke ...	0.77	1:09.92 -1.57 Entry: 1:11.49

	25m:	50m:	75m:			
	100m: 1:09.92 (1:09.92)					
52	Emanuel Clark		14 Selwyn Swi...	0.69	1:10.61 -1.33	Entry: 1:11.94
	25m: 1:10.61 (1:10.61)					
53	Chang Lorin		13 Howick Pak...	0.75	1:10.80 -1.95	Entry: 1:12.75
	25m: 14.68	50m: 32.36 (17.68)	75m: 50.81 (18.45)			
	100m: 1:10.80 (19.99)					
54	Overton Rory		13 Raumati Sw...	0.81	1:10.98 +1.38	Entry: 1:09.60
	25m: 14.28	50m: 32.14 (17.86)	75m: 50.98 (18.84)			
	100m: 1:10.98 (20.00)					
55	Chugg William		14 Papamoa S...	0.64	1:11.12 -0.86	Entry: 1:11.98
	25m:	50m:	75m:			
	100m: 1:11.12 (1:11.12)					
56	Smith Will		13 Liz van Weli...	0.68	1:11.70 -0.03	Entry: 1:11.73
	25m: 15.59	50m: 33.51 (17.92)	75m: 52.62 (19.11)			
	100m: 1:11.70 (19.08)					
56	Castro-Stephens Mateo		14 Hamilton Aq...		1:11.70 +0.68	Entry: 1:11.02
	25m:	50m:	75m:			
	100m: 1:11.70 (1:11.70)					
58	Barr Callum		15 Coast Swim...	0.72	1:11.93 +1.76	Entry: 1:10.17
	25m: 14.50	50m: 31.63 (17.13)	75m: 50.14 (18.51)			
	100m: 1:11.93 (21.79)					
59	Taylor Finn		15 Hamilton Aq...	0.76	1:12.34 +2.24	Entry: 1:10.10
	25m: 14.93	50m: 33.45 (18.52)	75m: 52.63 (19.18)			
	100m: 1:12.34 (19.71)					
60	Brooks Ryan		16 Huntly Swi...	0.88	1:12.47 +2.45	Entry: 1:10.02
	25m: 15.24	50m: 33.77 (18.53)	75m: 52.02 (18.25)			
	100m: 1:12.47 (20.45)					
61	Feberwee Jack		14 Ashburton ...	0.69	1:13.82 +1.73	Entry: 1:12.09
	25m:	50m:	75m:			
	100m: 1:13.82 (1:13.82)					
62	Verran Quinn		14 Blenheim S...	0.77	1:14.73 +2.55	Entry: 1:12.18
	25m:	50m:	75m:			
	100m: 1:14.73 (1:14.73)					
-	Robertson Matthew		14 Ashburton ...	0.86	DNS	
-	Holmes Wyatt		17 Trojans Swi...	0.77	DNS	
-	Avery Seamus		13 Coast Swim...		DNS	